

Allure50

Pellet Stove



HARMAN[®]
BUILT TO A STANDARD, NOT A PRICE

When the fine lines of contemporary design and the engineering excellence of Harman meet, the Allure50 is formed. At its core, the Allure50 features the powerful performance and superior warmth Harman stoves are known for, paired with sleek style and exclusive technology.



Left: Allure50 in satin black

Right: Allure50 in brushed stainless steel with glass front

Cover: Allure50 in gloss white with glass front

EASY Touch Control



The Harman EASY Touch Control is the most advanced control system ever created—and makes it easy to heat your home:

- **Easy:** Operate your stove quickly and easily with intuitive touchscreen controls
- **Accurate:** Maintain desired heat levels all day, every day and save fuel using the scheduling feature and wireless room sensor
- **Smart:** Monitor performance automatically and receive notifications when maintenance is needed
- **Yearly Savings:** Save money on heating bills with industry-leading technology and features and high efficiency

Features

- Smart operation with EASY Touch Controls
- Near silence in Whisper mode
- Room temperature regulated to within one degree
- Less loading with 92lb hopper capacity
- Elegant flame-reactive mirrored glass
- Multidirectional air flow provides complete warmth
- Temperature accuracy with wireless room sensor

Options

- Satin black finish
- Brushed stainless steel, gloss black, gloss red, gloss white with glass front
- Direct vent wall pass-through
- Outside air kit
- Outside temperature kit
- Harman Protect Cast Iron Hearth Pad (matte black only)



Quickly observe fuel levels through the tinted hopper lid, or let the Harman EASY Touch Control automatically remind you when fuel is low.



Less maintenance with an extra-large ash pan.



Brushed stainless steel with glass front



Gloss black with glass front



Gloss red with glass front



Gloss white with glass front



Satin black (standard)

Key Technologies



EASY Touch Control Harman's easy-to-use, industry-leading touch control provides one screen operation and access to optional menus such as scheduling, diagnostics, cleaning prompts and fuel gauges that give you complete control of your stove.



Wireless Room Sensor Complements the EASY Touch Control system and gives you the most precise temperatures where you want to feel the heat.



PelletPro™ Technology This patented system makes it possible to burn any grade of pellet fuel with maximum heat and efficiency. A bottom-up feed system burns each pellet completely and allows for 24-hour heating.

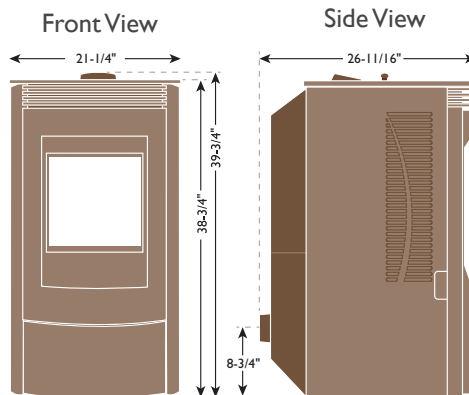


ESP Temperature Control This stove utilizes an Exhaust Sensing Probe (ESP) system to deliver precision heating control. ESP constantly monitors and adjusts heat output to maintain set room temperatures within one degree.

Specifications

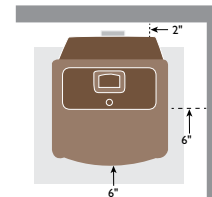


BTU/hr Input..... 52,600
 Efficiency¹.....80% LHV;
 75% HHV
 Emissions..... 1.48 g/hr
 Heating Capacity²..... 1,000-2,800 sq ft
 Hopper Capacity.....92 lb
 Fuel Type.....Wood pellets
 Venting Size..... 3"
 Weight..... 326 lb

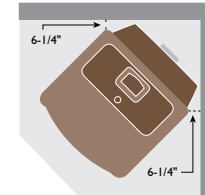


MINIMUM HEARTH PROTECTION	
Standard	25-5/8"W x 25-3/8"D
Corner	36"W x 36"D

Clearance to Combustibles Standard Installation



Corner Installation



A Standard of Excellence

In 1979, Dane Harman used his welding skills and design talent to build his first wood stove, setting the stage for a journey full of entrepreneurial energy and innovation. Built to a Standard, Not a Price has remained an unwavering promise since that first model and is exemplified today through Harman's multiple patents and industry awards. Harman heating solutions are built to withstand the test of time with reliable warmth and aesthetic elegance, staying true to Dane's dedication to optimal performance and engineering excellence.



Available From:

HARMAN[®]
 BUILT TO A STANDARD, NOT A PRICE

WWW.HARMANSTOVES.COM

facebook.com/HarmanStoves
 twitter.com/HarmanStoves
 youtube.com/HarmanStoves

HAR-1710U-0221

Limited Lifetime Warranty³

The strongest in the industry, Harman provides a limited lifetime warranty on the most important aspects: firebox and heat exchanger.

¹ Weighted Average LHV (Low Heating Value) Efficiency, HHV (High Heat Value) efficiency used to qualify products for Tax Credit beginning in 2021. ² See your local authorized Harman dealer for help in determining the product that best suits your heating needs based on climate and home efficiency. ³ For full warranty details, visit www.harmanstoves.com. Tested to: ASTM E 2779-10, ASTM E 2515-11, ASTM E 1509-04, ULC-S627-00, EPA Method 288. EPA-Certified

Actual product appearance, including flame, may differ from image. Product specifications and pricing subject to change without notice. The images and descriptions in this brochure are provided to assist you in product selection only. Fuel density and pellet shape may affect hopper capacity. BTU/hr Input may vary depending on type of fuel used. Refer to installation manual for complete clearance requirements and specifications. Fireplace, stove and insert surfaces get extremely HOT and can cause severe burns if touched. Keep a safe distance away. To learn more visit www.harmanstoves.com/fireplacesafety